



- 8-ounce, 50/50 cotton/poly
- Double-needle stitching at waistband and cuffs
- Double-lined hood with dyed-to-match drawcord
- 1x1 rib knit cuffs and waistband with spandex
- Front pouch pocket

Due to the nature of 50/50 cotton/poly neon fabrics, special care must be taken throughout the printing process.

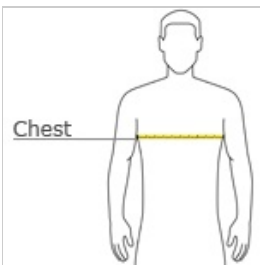


front



back

### HOW TO MEASURE










#### CHEST WIDTH

Measure under the arm and around the fullest part of the chest with arms down, keeping tape horizontal.

### SIZE CHART

	S	S	M	M	L	L	XL	XL	2XL	3XL	3XL	4XL	4XL	5XL	5XL
Chest	34-36	34-36	38-40	38-40	42-44	42-44	46-48	46-48	50-52	54-56	54-56	58-60	58-60	62-64	62-64

### COLOR INFORMATION

										
Antique Cherry Red PMS 7427C	Antique Sapphire PMS 7706C	Ash PMS COOL GRAY 3C	Black PMS 426C	Cardinal Red PMS 1955C	Carolina Blue PMS 659C	Charcoal PMS COOL GRAY 10C	Cherry Red PMS 187C	Dark Chocolate PMS 412C	Dark Heather PMS 7545C	Forest Green PMS 5535C
										
Garnet PMS 188C	Gold PMS 1235C	Graphite Heather	Heather Sport Navy	Dark Heather Sport Royal	Heliconia PMS 213C	Indigo Blue PMS 5405C	Irish Green PMS 2252C	Kiwi PMS 2276C	Light Blue PMS 543C	Light Pink PMS 684C
										
Maroon PMS 7644C	Military Green PMS 5615C	Navy PMS 533C	Orange PMS 2026C	Purple PMS 2112C	Red PMS 199C	Royal PMS 7686C	S. Orange	Safety Green PMS 382C	Safety Pink PMS 1915C	Sand PMS 7528C
										
Sport Grey PMS COOL GRAY 7C	White									

\*Not all sizes are available in every color.